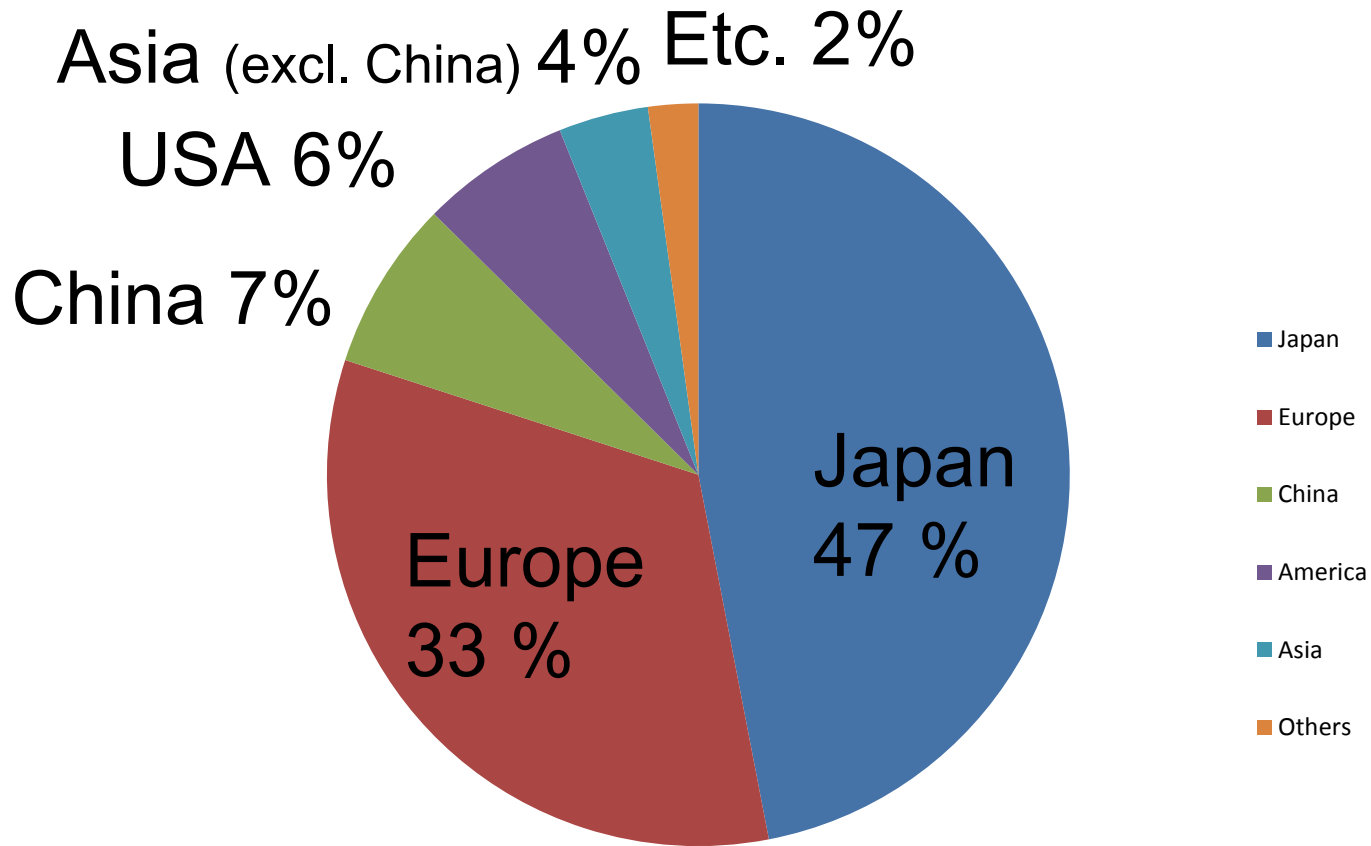


IFAC-AAC2013 Statistics Report

IFAC-AAC2013

National Organizing Committee

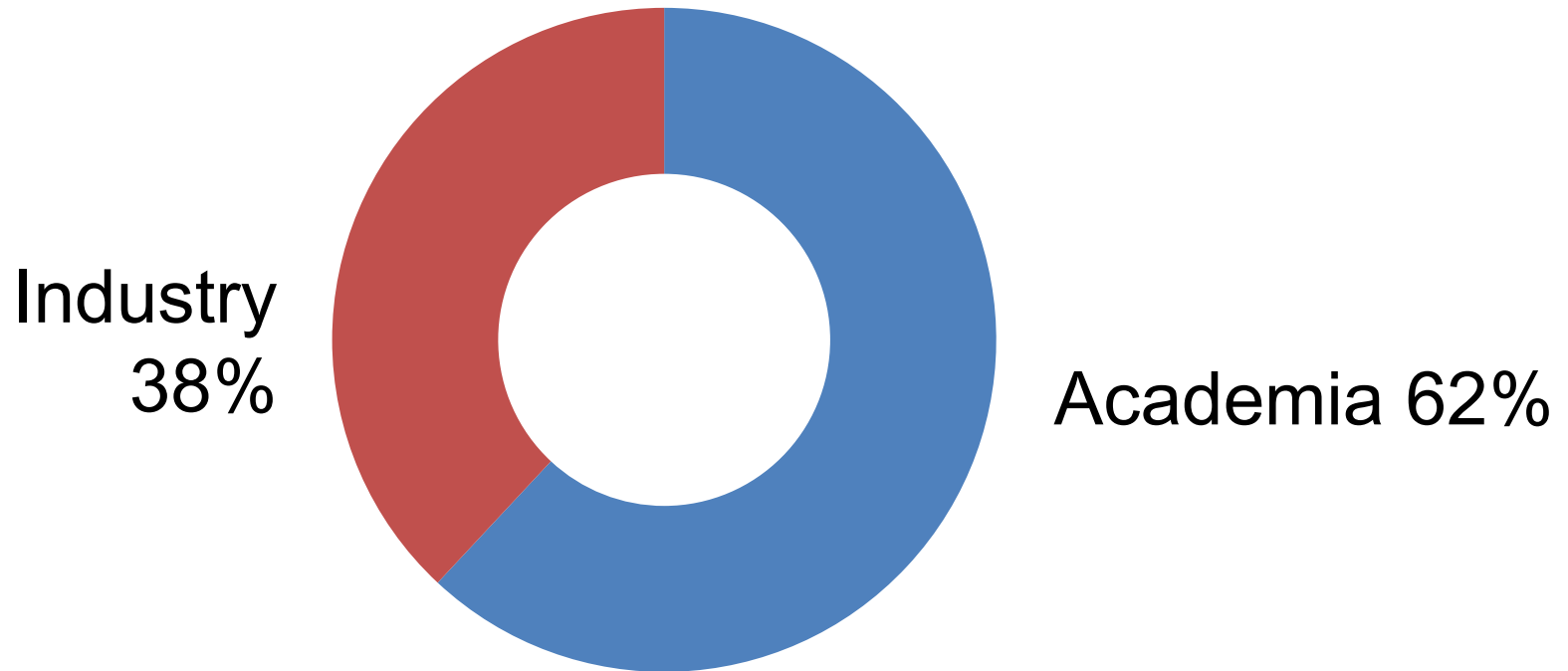
Number of delegates in IFAC-AAC2013



Number of delegates in IFAC-AAC2013 (breakdown by country)

Ranking	Country	Number
1	Japan	108
2	Sweden	26
3	Germany	20
4	China	17
5	France	13
6	United States of America	13
7	Republic of Korea	7
8	Italy	5
9	South Africa	4
10	Austria	3
10	Switzerland	3
12	Czech Republic	2
13	Australia	1
13	Canada	1
13	Luxembourg	1
13	Mexico	1
13	Netherlands	1
13	Pakistan	1
13	Spain	1
13	Thailand	1
13	United Kingdom	1
	TOTAL	230

Number of delegates in IFAC-AAC2013 (academia/industry ratio)



Number of contributions in IFAC-AAC2013

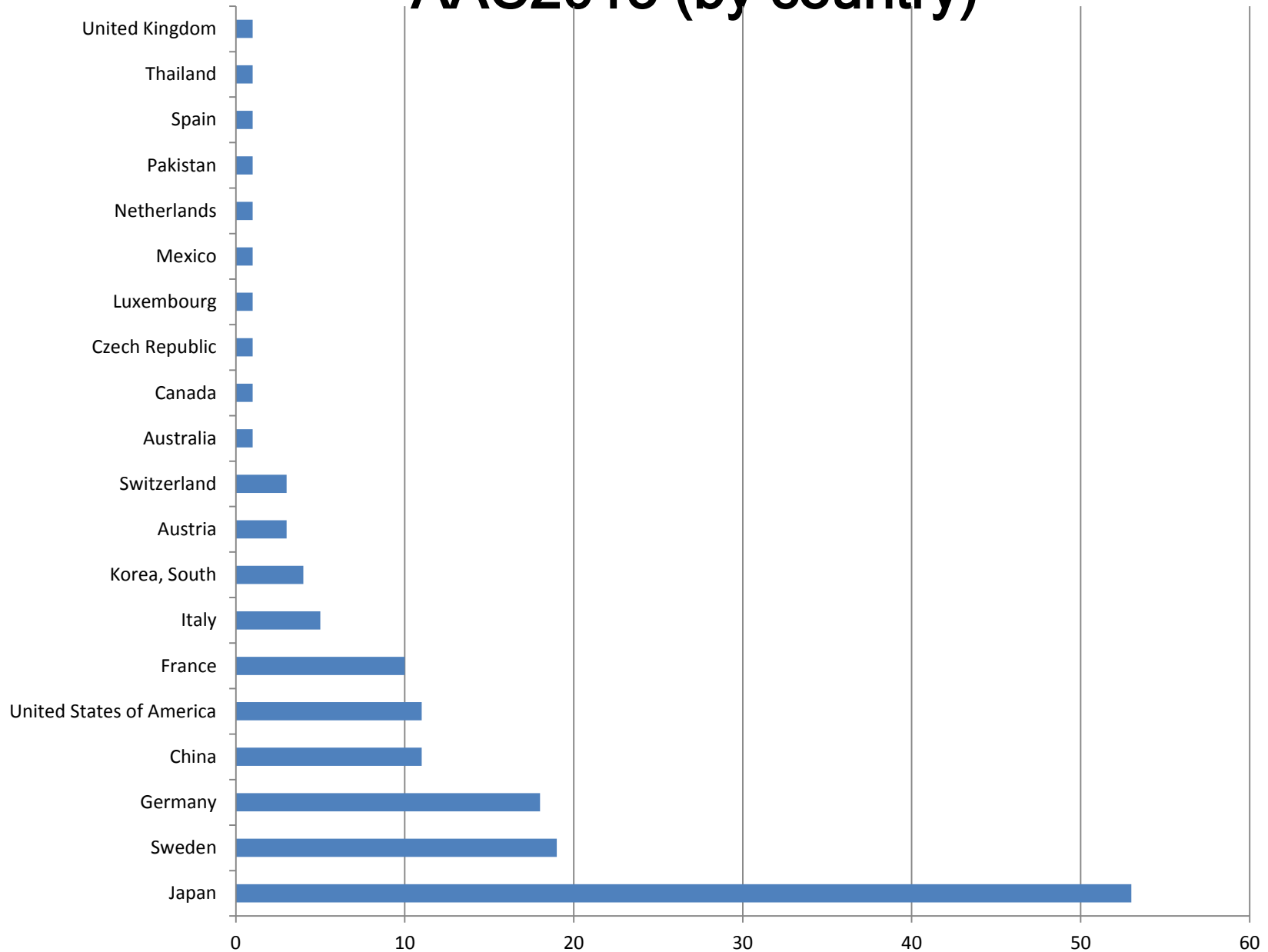
4 plenary talks

1 keynote lecture

147 technical papers

Ranking	Country	Papers
1	Japan	53
2	Sweden	19
3	Germany	18
4	China	11
5	United States of America	11
6	France	10
7	Italy	5
8	Korea, South	4
9	Austria	3
10	Switzerland	3
11	Australia	1
11	Canada	1
11	Czech Republic	1
11	Luxembourg	1
11	Mexico	1
11	Netherlands	1
11	Pakistan	1
11	Spain	1
11	Thailand	1
11	United Kingdom	1
	TOTAL	147

Number of technical papers presented in IFAC-AAC2013 (by country)



Number of technical papers presented in IFAC-AAC2013 (by profile)

- Combustion Engine Control 36 Papers
- Design and Engineering 35 Papers
- Alternative Power Systems 29 Papers
- Active Safety and Driver Assistance Systems 28 papers
- Vehicle Dynamics and Control 19 papers